

I/O module - AXL F DO32/1 XC 1F - 2701230

Please be informed that the data shown in this PDF Document is generated from our Online Catalog. Please find the complete data in the user's documentation. Our General Terms of Use for Downloads are valid (<http://phoenixcontact.com/download>)



Axioline F XC, Digital output module, Digital outputs: 32, 24 V DC, 500 mA, connection method: 1-conductor, Extreme conditions version, transmission speed in the local bus: 100 Mbps, degree of protection: IP20, including bus base module and Axioline F connectors

The figure shows the standard item

Product Description

The module is designed for use within an Axioline F station. It is used to output digital signals. The outputs are protected against short circuit and overload.

Your advantages

- ✓ 32 digital outputs
- ✓ 24 V DC, 500 mA
- ✓ Connection of actuators in 1-conductor technology
- ✓ Minimum update time of < 100 µs
- ✓ Device rating plate stored
- ✓ Can be used under extreme ambient conditions
- ✓ Extended temperature range of -40 °C ... +70 °C (see "Tested successfully: use under extreme ambient conditions" in the data sheet)
- ✓ Partially coated PCBs



Key Commercial Data

Packing unit	1 pc
GTIN	 4 046356 730518
GTIN	4046356730518
Custom tariff number	85389091
Country of origin	Germany

I/O module - AXL F DO32/1 XC 1F - 2701230

Technical data

Note

Utilization restriction	EMC: class A product, see manufacturer's declaration in the download area
-------------------------	---

Dimensions

Caption	Dimensions
Width	53.6 mm
Height	126.1 mm
Depth	54 mm
Note on dimensions	The depth is valid when a TH 35-7,5 DIN rail is used (according to EN 60715).

Ambient conditions

Ambient temperature (operation)	-25 °C ... 60 °C (Standard applications and applications with UL approval)
	-40 °C ... 70 °C (Extended, see section "Tested successfully: use under extreme ambient conditions" in the data sheet.)
Ambient temperature (storage/transport)	-40 °C ... 85 °C
Permissible humidity (operation)	5 % ... 95 % (non-condensing)
Permissible humidity (storage/transport)	5 % ... 95 % (non-condensing)
Air pressure (operation)	70 kPa ... 106 kPa (up to 3000 m above sea level)
Air pressure (storage/transport)	70 kPa ... 106 kPa (up to 3000 m above sea level)
Degree of protection	IP20

Connection data

Designation	Axioline F connector
Connection method	Push-in connection
Note on the connection method	Please observe the information provided on conductor cross sections in the "Axioline F: system and installation" user manual.
Conductor cross section solid min.	0.2 mm ²
Conductor cross section solid max.	1.5 mm ²
Conductor cross section flexible min.	0.2 mm ²
Conductor cross section flexible max.	1.5 mm ²
Conductor cross section AWG min.	24
Conductor cross section AWG max.	16
Stripping length	8 mm

General

Mounting type	DIN rail
Color	traffic grey A RAL 7042
Net weight	234.6 g
Note on weight specifications	with connectors and bus base module

I/O module - AXL F DO32/1 XC 1F - 2701230

Technical data

General

Degree of pollution	2 (IEC 60664-1, EN 60664-1)
Mounting position	any (no temperature derating)

Interfaces

Designation	Axioline F local bus
Number of interfaces	2
Connection method	Bus base module
Transmission speed	100 Mbps

Axioline potentials

Designation	Axioline F local bus supply (U_{Bus})
Supply voltage	5 V DC (via bus base module)
Current consumption	max. 120 mA (up to HW 01) max. 60 mA (as of HW 02)
Power consumption	max. 600 mW (up to HW 01) max. 300 mW (as of HW 02)
Designation	Supply for digital output modules (U_O)
Supply voltage	24 V DC
Supply voltage range	19.2 V DC ... 30 V DC (including all tolerances, including ripple)
Current consumption	max. 8 A (up to HW 01, fuse externally) max. 16 A (from HW 02, provide external protection; if the total current of 8 A is exceeded, connect the supply at the power connector parallel via both terminal points.)
Power consumption	max. 240 W (up to HW 01, of which 1.5 W constitute internal losses) max. 480 W (as of HW 02, of which max. 2.4 W constitute internal losses)
Protective circuit	Surge protection electronic (35 V, 0.5 s) Reverse polarity protection parallel diode; with external 5 A fuse (only for commissioning)
Protection	max. 8 A (up to HW 01, protection against polarity reversal up to 5 A) max. 16 A (as of HW 02, protection against polarity reversal up to 5 A)

Digital outputs

Output name	Digital outputs
Connection method	Push-in connection
Connection technology	1-conductor
Number of outputs	32
Protective circuit	Short-circuit protection, overload protection of the outputs electronic
Output voltage	24 V
Nominal output voltage	24 V DC
Nominal load, inductive	max. 12 VA (1.2 H, 48 Ω , with nominal voltage)

I/O module - AXL F DO32/1 XC 1F - 2701230

Technical data

Digital outputs

Nominal load, lamp	max. 12 W (at nominal voltage)
Nominal load, ohmic	max. 12 W (48 Ω, with nominal voltage)
Switching frequency	max. 5500 per second (with ohmic load)
Load min.	10 kΩ
Output voltage when switched off	max. 1 V
Output current when switched off	max. 300 μA
Behavior with overload	Shutdown with automatic restart
Behavior with inductive overload	Output can be destroyed
Reverse voltage resistance to short pulses	limited protection up to 0.5 A for 1 s

Electrical isolation

Test section	5 V supply of the local bus (U_{Bus}) / 24 V supply (I/Os) 500 V AC 50 Hz 1 min.
	5 V supply of the local bus (U_{Bus}) / functional ground 500 V AC 50 Hz 1 min.
	24 V supply (I/O) / functional ground 500 V AC 50 Hz 1 min.

Standards and Regulations

Immunity to ESD	Noise immunity test in accordance with EN 61000-6-2 Electrostatic discharge (ESD) EN 61000-4-2/IEC 61000-4-2 Criterion B, 6 kV contact discharge, 8 kV air discharge
Immunity to EF	Noise immunity test in accordance with EN 61000-6-2 Electromagnetic fields EN 61000-4-3/IEC 61000-4-3 Criterion A, Field intensity: 10 V/m
Immunity to burst	Noise immunity test in accordance with EN 61000-6-2 Fast transients (burst) EN 61000-4-4/IEC 61000-4-4 Criterion B, 2 kV
Immunity to surge	Noise immunity test in accordance with EN 61000-6-2 Transient overvoltage (surge) EN 61000-4-5/IEC 61000-4-5 Criterion B, DC supply lines: ±0.5 kV/±0.5 kV (symmetrical/asymmetrical)
Immunity to conducted interference	Noise immunity test in accordance with EN 61000-6-2 Conducted interference EN 61000-4-6/IEC 61000-4-6 Criterion A, Test voltage 10 V
Interference emission	Noise emission test according to EN 61000-6-3 Class B
Mechanical tests	Vibration resistance in acc. with EN 60068-2-6/IEC 60068-2-6 5g
	Shock in acc. with EN 60068-2-27/IEC 60068-2-27 30g
	Continuous shock according to EN 60068-2-27/IEC 60068-2-27 10g
Protection class	III (IEC 61140, EN 61140, VDE 0140-1)
Overvoltage category	II (IEC 60664-1, EN 60664-1)

Environmental Product Compliance

REACH SVHC	Lead 7439-92-1
China RoHS	Environmentally Friendly Use Period = 50 years

I/O module - AXL F DO32/1 XC 1F - 2701230

Technical data

Environmental Product Compliance

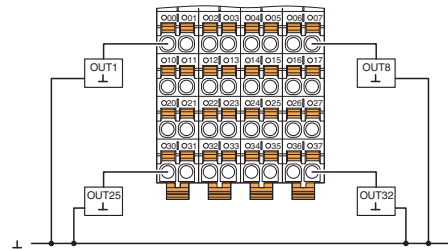
	For details about hazardous substances go to tab "Downloads", Category "Manufacturer's declaration"
--	---

Drawings

Block diagram



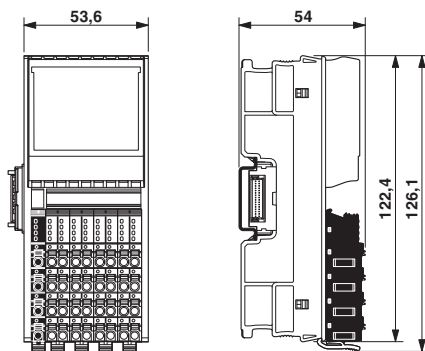
Connection diagram



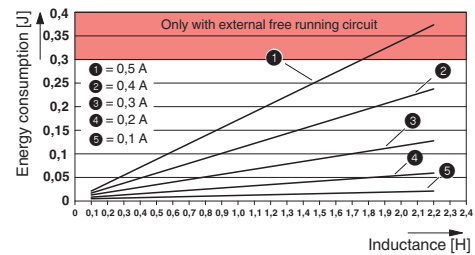
Connection example

Internal wiring of the terminal points

Dimensional drawing



Diagram



Maximum outputs power consumption when inductive loads are switched off

Dimensions

Classifications

eCl@ss

eCl@ss 10.0.1	27242604
eCl@ss 11.0	27242604
eCl@ss 4.0	27240400

I/O module - AXL F DO32/1 XC 1F - 2701230

Classifications

eCl@ss

eCl@ss 4.1	27240400
eCl@ss 5.0	27242200
eCl@ss 5.1	27242600
eCl@ss 6.0	27242600
eCl@ss 7.0	27242604
eCl@ss 9.0	27242604

ETIM

ETIM 3.0	EC001599
ETIM 4.0	EC001435
ETIM 6.0	EC001599
ETIM 7.0	EC001599

UNSPSC

UNSPSC 6.01	43172015
UNSPSC 7.0901	43201404
UNSPSC 11	39121311
UNSPSC 12.01	39121311
UNSPSC 13.2	32151602
UNSPSC 18.0	32151602
UNSPSC 19.0	32151602
UNSPSC 20.0	32151602
UNSPSC 21.0	32151602

Approvals

Approvals

Approvals








PRS / BV / LR / KR / NK / BSH / DNV GL / ABS / cULus Listed

Ex Approvals

Approval details

I/O module - AXL F DO32/1 XC 1F - 2701230

Approvals

PRS		http://www.prs.pl/	TE/1117/880590/20
BV		http://www.veristar.com/portal/veristarinfo/generalinfo/approved/approvedProducts/equipmentAndMaterials	36433/B2 BV
LR		http://www.lr.org/en	LR2001902TA
KR		http://www.krs.co.kr/eng/main/main.aspx	HMB17372-AC002
NK		http://www.classnk.or.jp/hp/en/	14A006
BSH			840
DNV GL		https://approvalfinder.dnvgl.com/	TAA00000DF
ABS		http://www.eagle.org/eagleExternalPortalWEB/	20-2059154-PDA
cULus Listed		http://database.ul.com/cgi-bin/XYV/template/LISEXT/1FRAME/index.htm	FILE E 238705

Accessories

Accessories

Controller board

I/O module - AXL F DO32/1 XC 1F - 2701230

Accessories

System connection - PLC-V8/FLK14/OUT - 2295554



V8 adapter for 8 x PLC-INTERFACE (6.2 mm), controller: PLC system cabling of output cards, connection 1: Screw connection 1x, connection 2: IDC/FLK pin strip 1x 14-position, connection 3: Plug connection (Can be snapped onto 8x PLC-INTERFACE terminals), number of channels: 8, control logic: plusschaltend

System connection - PLC-V8L/FLK14/OUT - 2299660



V8 adapter for 8 x PLC-INTERFACE (14 mm), controller: PLC system cabling of output cards, connection 1: Screw connection 1x, connection 2: IDC/FLK pin strip 1x 14-position, connection 3: Plug connection (Can be snapped onto 8x PLC-INTERFACE terminals), number of channels: 8, control logic: plusschaltend

Device marking

Insert label - EMT (35X46)R - 0801604



Insert label, for the Axioline F series from Phoenix Contact, Roll, white, unlabeled, can be labeled with: THERMOMARK ROLLMARKER 300/600, THERMOMARK X1.2, THERMOMARK ROLL X1, THERMOMARK ROLL 2.0, THERMOMARK ROLL, mounting type: snapped into marker carrier, lettering field size: 35 x 46 mm, Number of individual labels: 500

DIN rail connector

Bus connector - AXL F BS F - 2688129



Axioline F bus base module for housing type F

Interface module

I/O module - AXL F DO32/1 XC 1F - 2701230

Accessories

Interface module - VIP-2/SC/FLK20 - 2315049



VARIOFACE module, with screw connection and flat-ribbon cable connector, for mounting on NS 35 rails, with pin strip and short and long locking latches for socket strips, 20-pos.

Interface module - VIP-2/PT/FLK20 - 2903790



VARIOFACE module, with push-in connections and flat-ribbon cable connector, for mounting on NS 35 rails, with pin strip and short and long locking latches for socket strips, 20-pos.

Interface module - UM 25-FLK20/FRONT/Q - 2959515



VARIOFACE SLIM LINE, with screw connection and flat-ribbon cable connector, for assembly at a right angle on NS 35/7.5, 20 positions

System cable

Round cable - VIP-CAB-FLK14/AXIO/0,14/0,5M - 2901604



Round cable set; controller: Axioline Realtime I/O; connection 1: Single wires (8-position) (The wires are marked and fitted with ferrules); connection 2: IDC/FLK socket strip (1x 14-position, 90 °-out put); cable length: 0.5 m

Round cable - VIP-CAB-FLK14/AXIO/0,14/1,0M - 2901605



Round cable set; controller: Axioline Realtime I/O; connection 1: Single wires (8-position) (The wires are marked and fitted with ferrules); connection 2: IDC/FLK socket strip (1x 14-position, 90 °-out put); cable length: 1 m

I/O module - AXL F DO32/1 XC 1F - 2701230

Accessories

Round cable - VIP-CAB-FLK14/AXIO/0,14/1,5M - 2901606



Round cable set; controller: Axioline Realtime I/O; connection 1: Single wires (8-position) (The wires are marked and fitted with ferrules); connection 2: IDC/FLK socket strip (1x 14-position, 90 °-out put); cable length: 1.5 m

Round cable - VIP-CAB-FLK14/AXIO/0,14/2,0M - 2901607



Round cable set; controller: Axioline Realtime I/O; connection 1: Single wires (8-position) (The wires are marked and fitted with ferrules); connection 2: IDC/FLK socket strip (1x 14-position, 90 °-out put); cable length: 2 m

Round cable - VIP-CAB-FLK14/AXIO/0,14/2,5M - 2901608



Round cable set; controller: Axioline Realtime I/O; connection 1: Single wires (8-position) (The wires are marked and fitted with ferrules); connection 2: IDC/FLK socket strip (1x 14-position, 90 °-out put); cable length: 2.5 m

Round cable - VIP-CAB-FLK14/AXIO/0,14/3,0M - 2901609



Round cable set; controller: Axioline Realtime I/O; connection 1: Single wires (8-position) (The wires are marked and fitted with ferrules); connection 2: IDC/FLK socket strip (1x 14-position, 90 °-out put); cable length: 3 m

Round cable - VIP-CAB-FLK14/AXIO/0,14/4,0M - 2901610



Round cable set; controller: Axioline Realtime I/O; connection 1: Single wires (8-position) (The wires are marked and fitted with ferrules); connection 2: IDC/FLK socket strip (1x 14-position, 90 °-out put); cable length: 4 m

I/O module - AXL F DO32/1 XC 1F - 2701230

Accessories

Round cable - VIP-CAB-FLK14/AXIO/0,14/6,0M - 2901611



Round cable set; controller: Axioline Realtime I/O; connection 1: Single wires (8-position) (The wires are marked and fitted with ferrules); connection 2: IDC/FLK socket strip (1x 14-position, 90 °-out put); cable length: 6 m

Terminal marking

Zack marker strip - ZB 20,3 AXL UNPRINTED - 0829579



Zack marker strip for Axioline F (device labeling), in 2 x 20.3 mm pitch, unprinted, 25-section, for individual labeling with B-STIFT 0.8, X-PEN, or CMS-P1-PLOTTER

Zack Marker strip, flat - ZBF 10/5,8 AXL UNPRINTED - 0829580



Zack Marker strip, flat, Strip, white, unlabeled, can be labeled with: PLOTMARK, CMS-P1-PLOTTER, mounting type: snap into flat marker groove, for terminal block width: 10.15 mm, lettering field size: 4 of 10.15 x 5 mm and 1 of 5.8 x 5 mm, Number of individual labels: 50